

CUSTOMER : _____

NO. : MKM-

EDIT :

DATE :

SPECIFICATION FOR APPROVAL

PRODUCT : 0.4" Single Digit 7-Segment Numeric Display

MODEL NO. MD-410/417

APPROVAL			REVISION
CHK	CHK	APPD.	
REMARKS			



MIKWANG ELECTRONICS CO., LTD.

RM1401, 60-24, GASAN-DONG, GEUMCHEON-GU, SEOUL, KOREA

TEL : 82-2-2113-7700(Rep.) FAX : 82-2-2113-7707

URL : WWW.LED.CO.KR / E-MAIL : mkled7700@hanmail.net

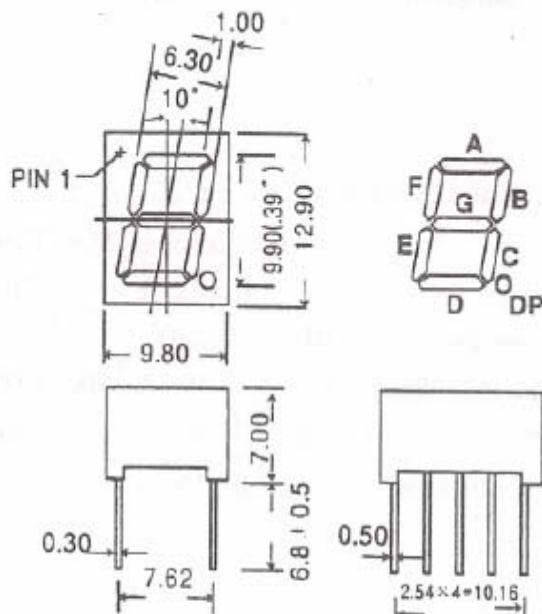
0.4 Inch Single-Digit 7-Segment Numeric Display

GENERAL DESCRIPTION

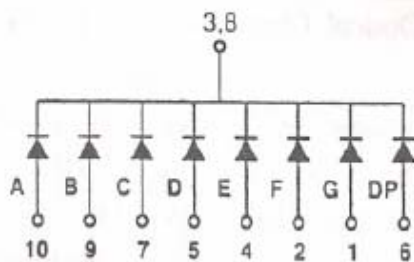
The MD-410 and MD-417 series are high performance epoxy resin molded 1-digit 7-segment LED displays for an application which space is at a premium.

The character height is approximately 0.4-inch(10.0mm) and available in red, green, orange and yellow-green emitting colors. The standard unit is constructed with black face and milky white segment color.

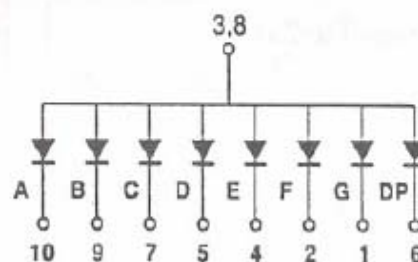
PACKAGE DIMENSIONS



ACTUAL SIZE



Cathode Common(MD-410)



Anode Common(MD-417)

MIKWANG ELECTRONICS CO., LTD.

Rm1401, World Meridian Venture Center, #60-24, Gasan-dong, Geumcheon-gu, Seoul, Korea
 TEL +82-2-2113-7700/ FAX +82-2-2113-7707 www.LED.co.kr

MI KWANG ELECTRONICS MD-410/417

◆ Super Red MD-SR410/417 (AlGaAs/GaAs)

Absolute Maximum Ratings (Ta=25°C)

Power dissipation/total	320	mW
Power dissipation/seg	40	mW
Forward current	20	mA
Peak forward current	60	mA
Reverse voltage	5	V
Operating temperature	-25~+85	°C
Storage temperature	-55~+100	°C

Electrical/Optical Characteristics (Ta=25°C)

Parameter	Symbol	Condition	Min	Typ	Max	Unit
Forward voltage/seg	Vf	If=10mA	-	1.8	2.0	V
Reverse current/seg	Ir	Vr=5V	-	-	10	μA
Luminous intensity/digit	Iv	If=10mA	700	1500	-	μcd
Peak wave length	λp	If=10mA	-	660	-	nm
Spectral line half width	Δλ	If=10mA	-	20	-	nm

◆ Green MD-G410/417 (GaP)

Absolute Maximum Ratings (Ta=25°C)

Power dissipation/total	384	mW
Power dissipation/seg	48	mW
Forward current	20	mA
Peak forward current	60	mA
Reverse voltage	5	V
Operating temperature	-25~+85	°C
Storage temperature	-55~+100	°C

Electrical/Optical Characteristics (Ta=25°C)

Parameter	Symbol	Condition	Min	Typ	Max	Unit
Forward voltage/seg	Vf	If=10mA	-	2.2	2.4	V
Reverse current/seg	Ir	Vr=5V	-	-	10	μA
Luminous intensity/digit	Iv	If=10mA	350	900	-	μcd
Peak wave length	λp	If=10mA	-	570	-	nm
Spectral line half width	Δλ	If=10mA	-	30	-	nm

- ◆ Pulse Width - 1ms
- Duty Cycle - 1/5